

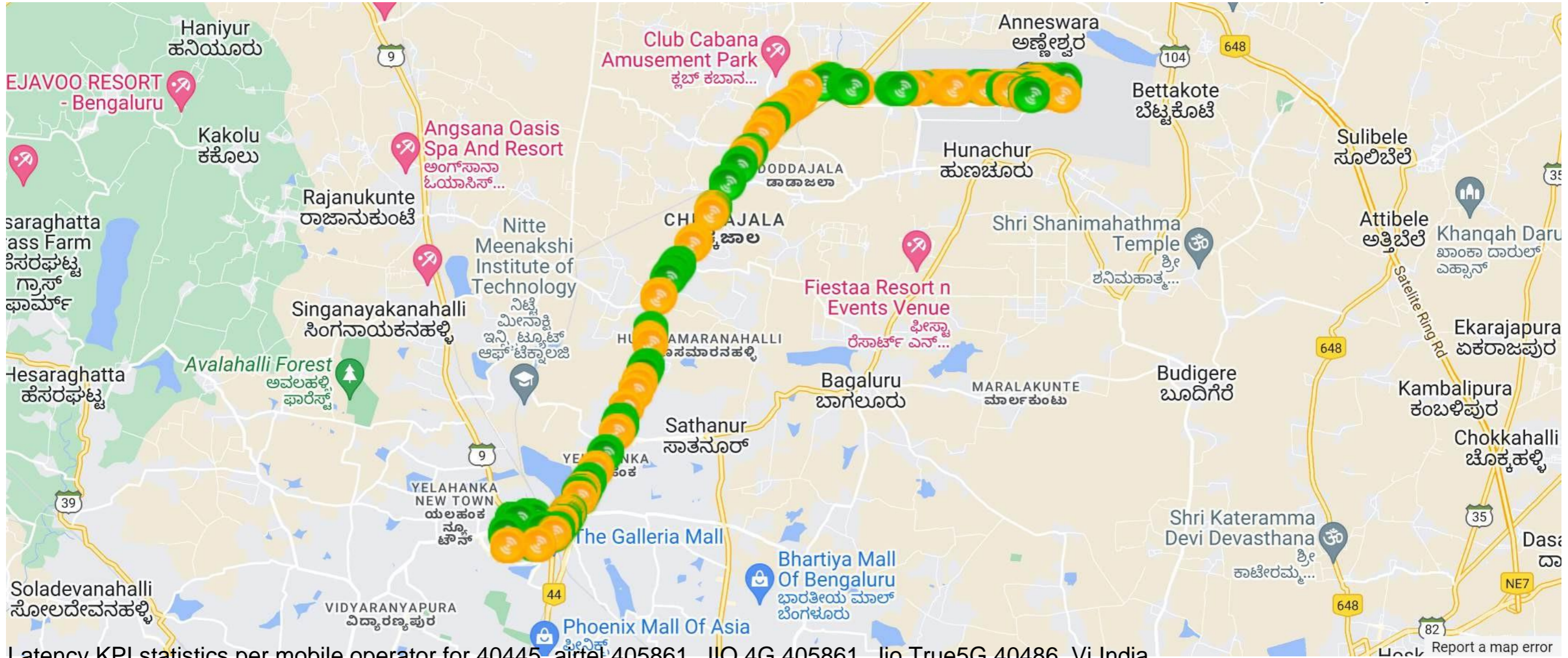
RantCell User QoE test Report



OperatorName	40445_Airtel,405861_JIO 4G,405861_Jio True5G,40486_Vi India
Test phone Model/Models	Samsung SM-G991B,Samsung SM-G781B,Xiaomi 21091116UG
Report Generation Time	May 7, 2024 6:10:16 PM
Test StartTime	Mar 14, 2024 12:41:18 PM
Test EndTime	Mar 14, 2024 3:25:33 PM
Ping Test	Yes
Http Download Speed Test	Yes
Http Upload Speed Test	Yes
Voice Call Test	Yes

Latency test report

Latency test view (Ping Test) for 40445_airtel,405861_JIO 4G,405861_Jio True5G,40486_Vi India



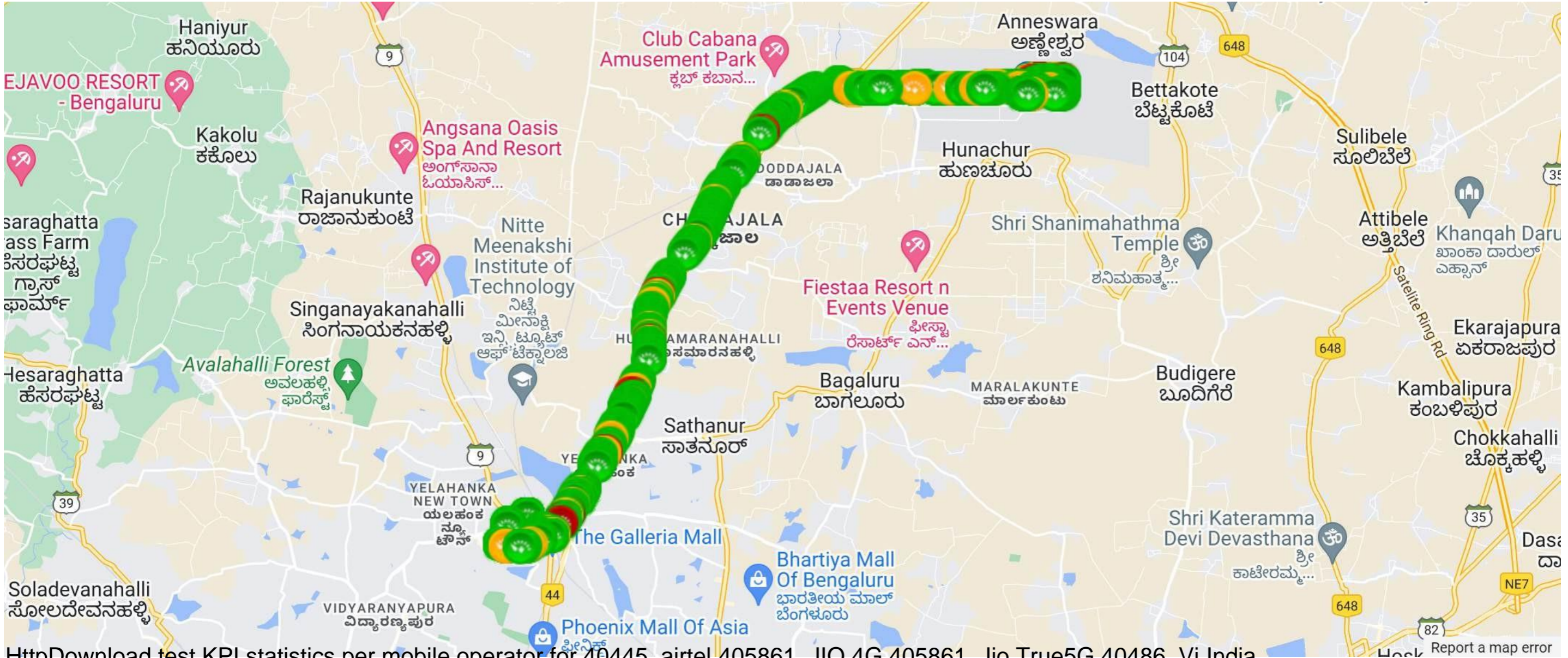
Latency KPI statistics per mobile operator for 40445_airtel,405861_JIO 4G,405861_Jio True5G,40486_Vi India

Latency	Jio (405861)	Airtel (40445)	Vodafone India (40486)
0ms - 120ms	66.9031 % (count : 283)	79.0476 % (count : 581)	0 % (count : 0)
>= 121ms	33.0969 % (count : 140)	20.9524 % (count : 154)	100.0000 % (count : 616)
Dropped Packets	0 % (count : 0)	0 % (count : 0)	0 % (count : 0)
Highest Latency (ms)	4572	7618	1055
Lowest Latency (ms)	20	13	230
Total Geo samples	423	735	616

HttpDownload speed test report



HttpDownload speed test view for 40445_airtel,405861_JIO 4G,405861_Jio True5G,40486_Vi India



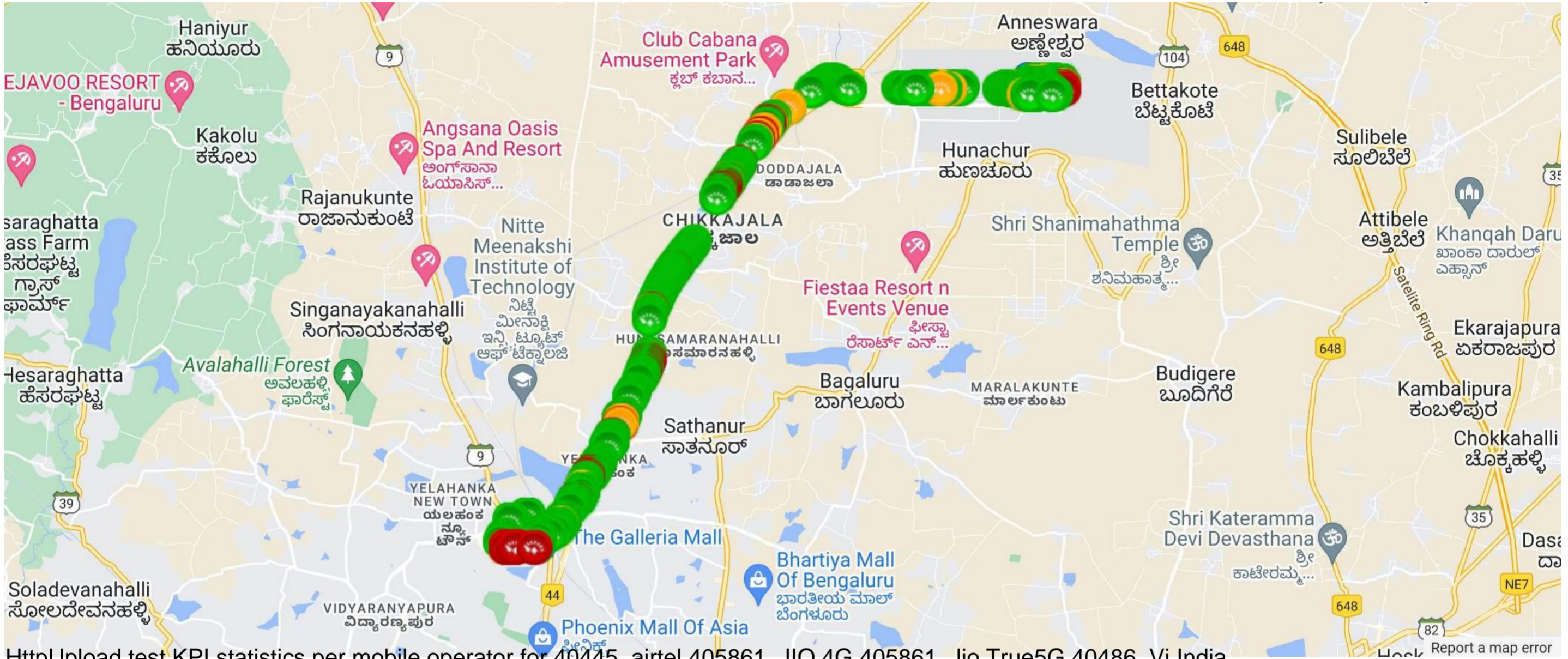
HttpDownload test KPI statistics per mobile operator for 40445_airtel,405861_JIO 4G,405861_Jio True5G,40486_Vi India

Http Download Speed	Airtel (40445)	Vodafone India (40486)	Jio (405861)
above 1.2Mbps	97.2250 % (count : 1962)	89.1756 % (count : 1417)	99.4495 % (count : 542)
0.4Mbps - 1.19Mbps	2.1804 % (count : 44)	6.3562 % (count : 101)	0.5505 % (count : 3)
0Mbps - 0.39Mbps	0.5946 % (count : 12)	4.4682 % (count : 71)	0 % (count : 0)
Average (mbps)	50.04	11.62	10.51
Peak Speed (mbps)	678.61	67.01	30.68
Lowest Recorded (mbps)	0	0	1.05
Total Geo samples	2018	1589	545

HttpUpload speed test report



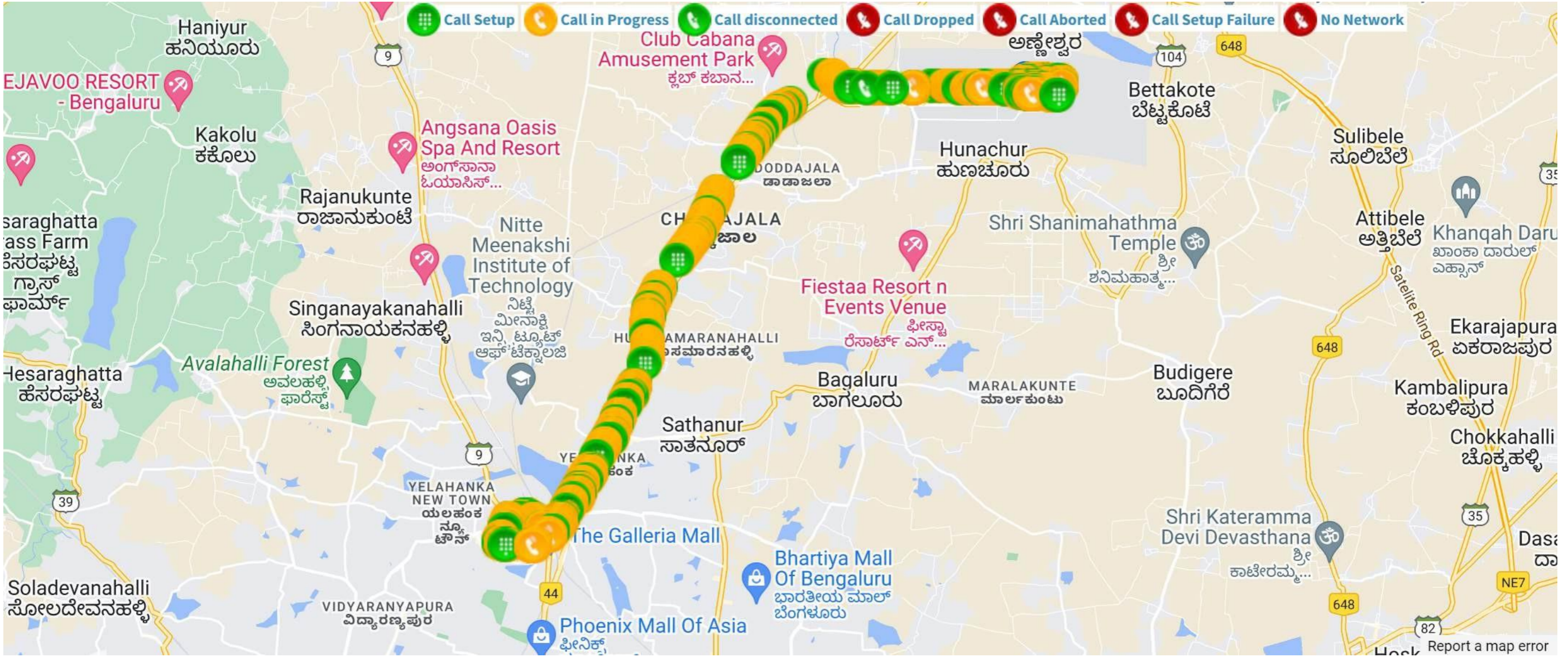
HttpUpload speed test view for 40445_airtel,405861_JIO 4G,405861_Jio True5G,40486_Vi India



Operators	Airtel (40445)	Vodafone India (40486)	Jio (405861)
above 0.5Mbps	80.8300 % (count : 1636)	89.9186 % (count : 1436)	100.0000 % (count : 548)
0.2Mbps - 0.49Mbps	9.1897 % (count : 186)	2.8804 % (count : 46)	0 % (count : 0)
0Mbps - 0.19Mbps	9.9802 % (count : 202)	7.2010 % (count : 115)	0 % (count : 0)
Average (mbps)	13.62	9.43	5.28
Peak Speed (mbps)	143.58	24.2	9.77
Lowest Recorded (mbps)	0	0	0.52
Total Geo samples	2024	1597	548

Voice call test report

Call test view of mobile operators for 40445_airtel,405861_JIO 4G,405861_Jio True5G,40486_Vi India



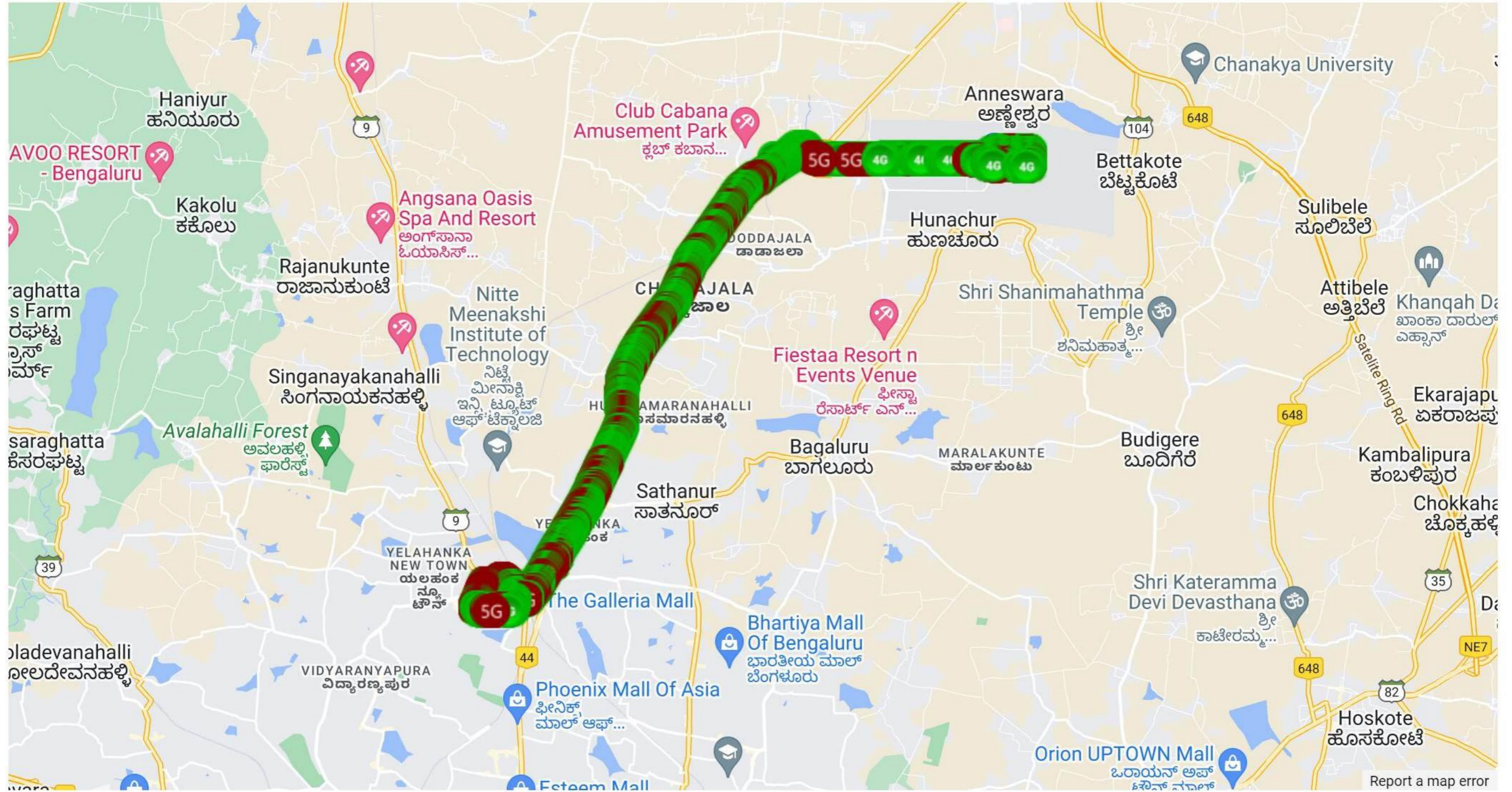
Call test KPI statistics per mobile operator for 40445_airtel,405861_JIO 4G,405861_Jio True5G,40486_Vi India

Call Setup Time	Jio (405861)	Airtel (40445)	Vodafone India (40486)
(0 to 4secs)	100.0000 % (count : 48)	100.0000 % (count : 24)	100.0000 % (count : 67)
Bw(4.1 to 4.2secs)	0 % (count : 0)	0 % (count : 0)	0 % (count : 0)
(> 4.3secs)	0 % (count : 0)	0 % (count : 0)	0 % (count : 0)
Highest Setup Time (sec)	1.95	2.6	2.01
Lowest Setup Time (sec)	0.86	1.49	0.84
Total Geo samples	1151	825	1651
Total Calls Success	41	0	63
Total Calls Attempted	42	0	66
Total Calls Failed	1	0	3
Dropped Calls	0	0	1
Aborted Calls	1	0	1
CallSetup Failed	0	0	1
No Network	0	0	0
Attempted Voice call on 2G	0	0	0
Attempted Voice call on 3G	0	0	0
Attempted Voice call on 4G (VoLTE)	34	24	67
Attempted Voice call on 2G/3G	0	0	0
Attempted Voice call on 3G/2G	0	0	0
Successful CSFB call to 2G	0	0	0
Successful CSFB call to 3G	0	0	0
SRVCC call to 3G	0	0	0
SRVCC call to 2G	0	0	0
CSFB call to 2G Failed	0	0	0
CSFB call to 3G Failed	0	0	0
Not Determined(Voice CallType)	0	0	1
Voice call on vo-Wifi	0	0	0

User perceived mobile network coverage during tests



mobile network coverage during tests for operators 40445_airtel,405861_JIO 4G,405861_Jio True5G,40486_Vi India



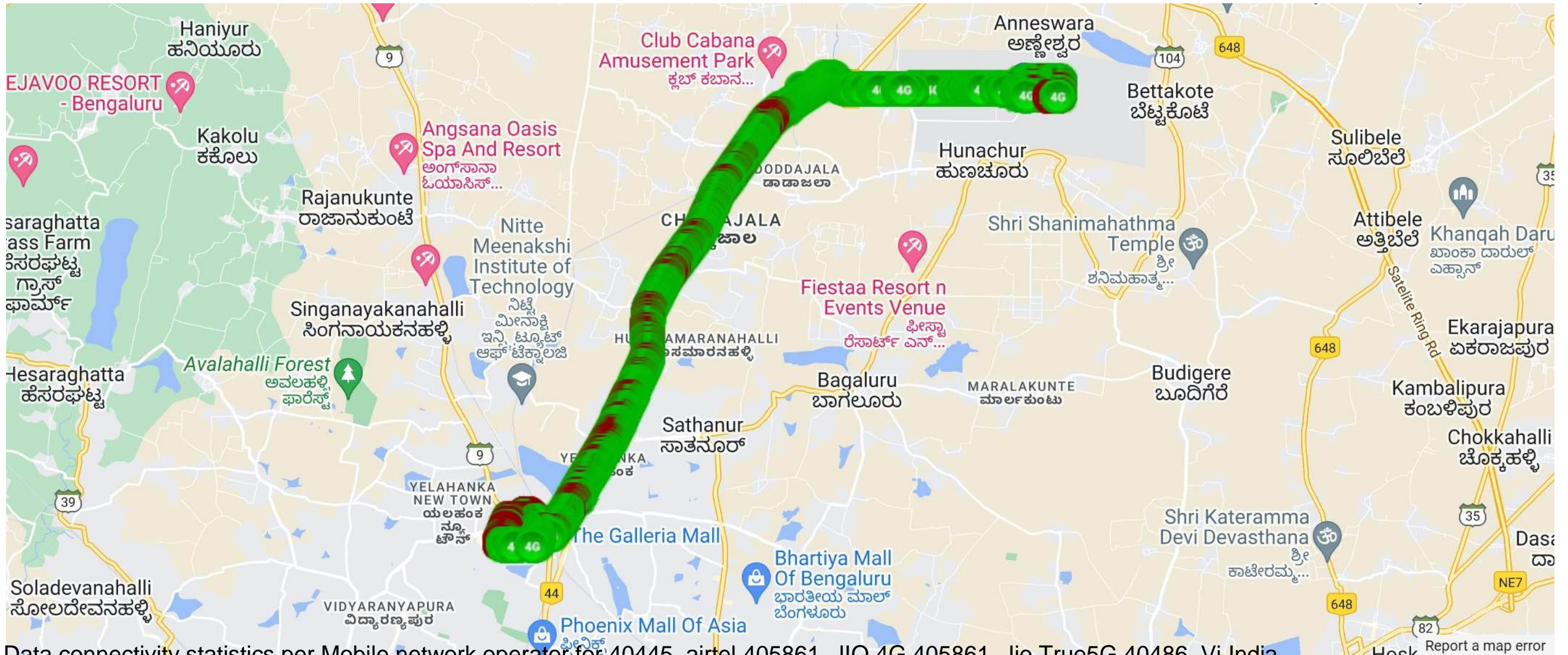
RAN technology statistics per mobile network operator for 40445_airtel,405861_JIO 4G,405861_Jio True5G,40486_Vi India

Network Type	Jio (405861)	Airtel (40445)	Vodafone India (40486)
5G	24.9015%	68.4756%	0.0000%
4G	75.0806%	31.5244%	100.0000%
3G	0.0000%	0.0000%	0.0000%
2G	0.0000%	0.0000%	0.0000%
CDMA	0.0000%	0.0000%	0.0000%
NONETWORK	0.0179%	0.0000%	0.0000%
Total Geo samples	5586	7721	7627

User perceived RAN technology data connectivity statistics



Mobile data connectivity during tests for operator 40445_airtel,405861_JIO 4G,405861_Jio True5G,40486_Vi India



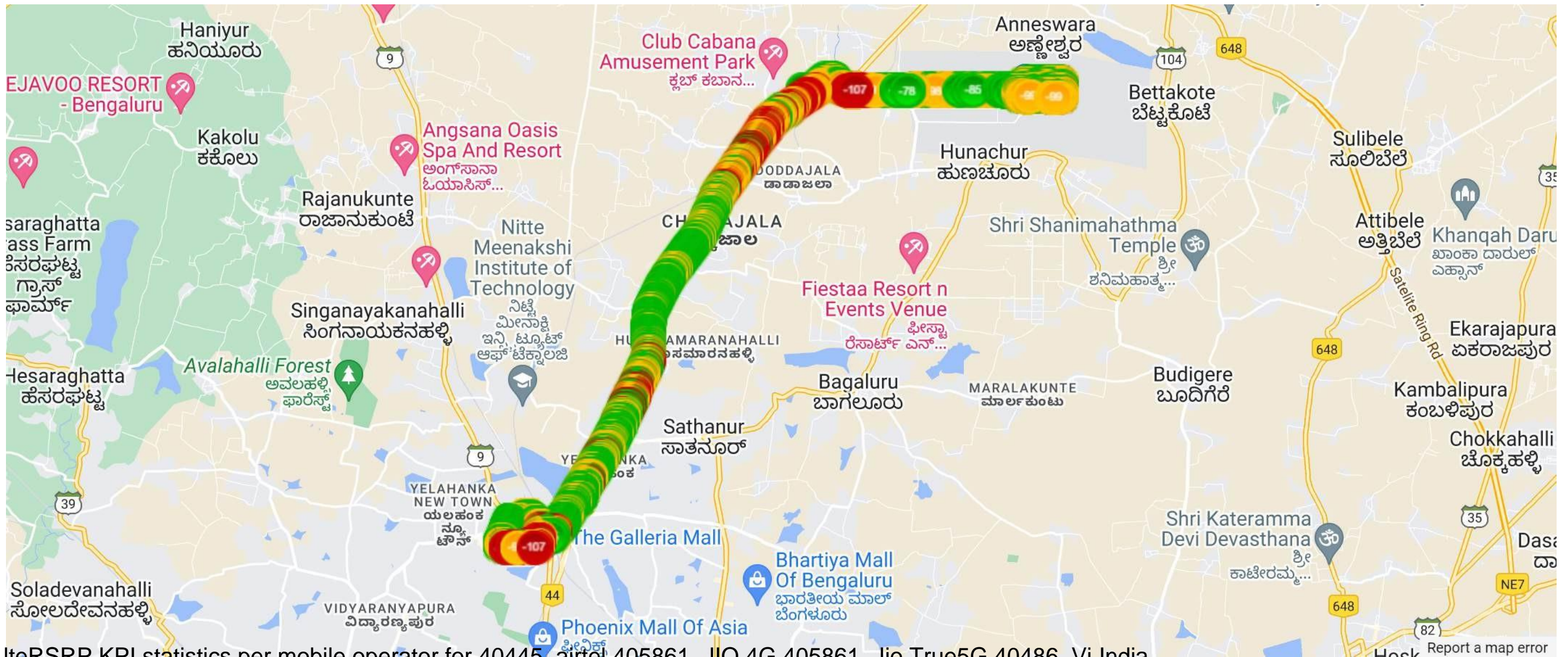
Data connectivity statistics per Mobile network operator for 40445_airtel,405861_JIO 4G,405861_Jio True5G,40486_Vi India

Data Type	Jio (405861)	Airtel (40445)	Vodafone India (40486)
5G	24.7762%	33.5708%	0.0000%
4G	75.2059%	66.4292%	100.0000%
3G	0.0000%	0.0000%	0.0000%
2G	0.0000%	0.0000%	0.0000%
CDMA	0.0000%	0.0000%	0.0000%
WIFI	0.0000%	0.0000%	0.0000%
NODATA	0.0179%	0.0000%	0.0000%
Total Geo samples	5586	7721	7627

IteRSRP view

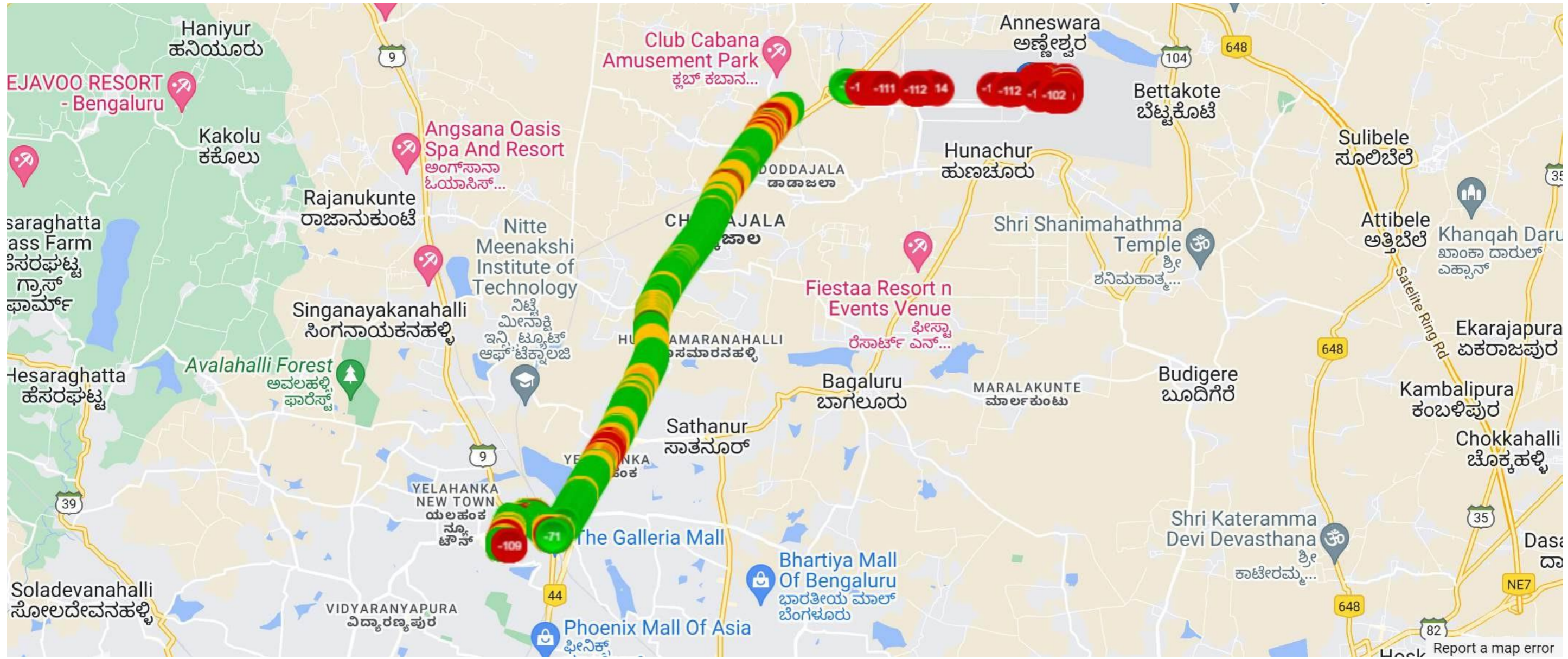


IteRSRP KPI statistics per mobile operator for operator 40445_airtel,405861_JIO 4G,405861_Jio True5G,40486_Vi India



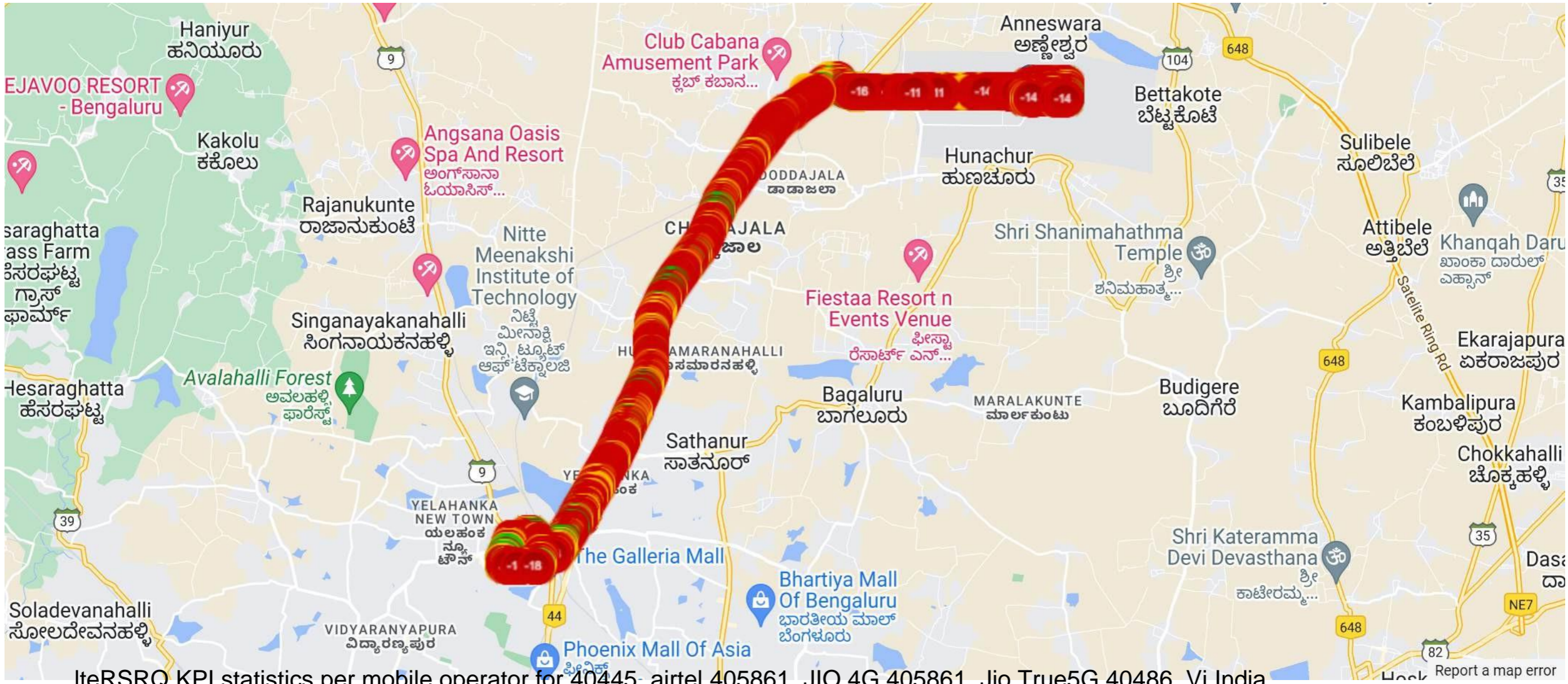
IteRSRP KPI statistics per mobile operator for 40445_airtel,405861_JIO 4G,405861_Jio True5G,40486_Vi India

RSRP	Jio (405861)	Airtel (40445)	Vodafone India (40486)
>= to -89dBm	86.7808 % (count : 3650)	77.2050 % (count : 5961)	70.7850 % (count : 5374)
B/w -99dBm to -90dBm	10.8417 % (count : 456)	15.5938 % (count : 1204)	18.0453 % (count : 1370)
B/w -115dBm to -100dBm	2.3776 % (count : 100)	6.9162 % (count : 534)	10.9457 % (count : 831)
<= -116dBm	0 % (count : 0)	0.2849 % (count : 22)	0.2239 % (count : 17)
Total Geo samples	4206	7721	7592



nrSsRsrp KPI statistics per mobile operator for 40445_airtel,405861_JIO 4G,405861_Jio True5G,40486_Vi India

nrSsRsrp	Jio (405861)	Airtel (40445)	Vodafone India (40486)
>= to -89dBm	61.7839 % (count : 852)	10.8025 % (count : 280)	0 % (count : 0)
B/w -99dBm to -90dBm	19.7244 % (count : 272)	18.4028 % (count : 477)	0 % (count : 0)
B/w -115dBm to -100dBm	17.5489 % (count : 242)	70.7948 % (count : 1835)	0 % (count : 0)
<= -116dBm	0.9427 % (count : 13)	0 % (count : 0)	0 % (count : 0)
Total Geo samples	1379	2592	0

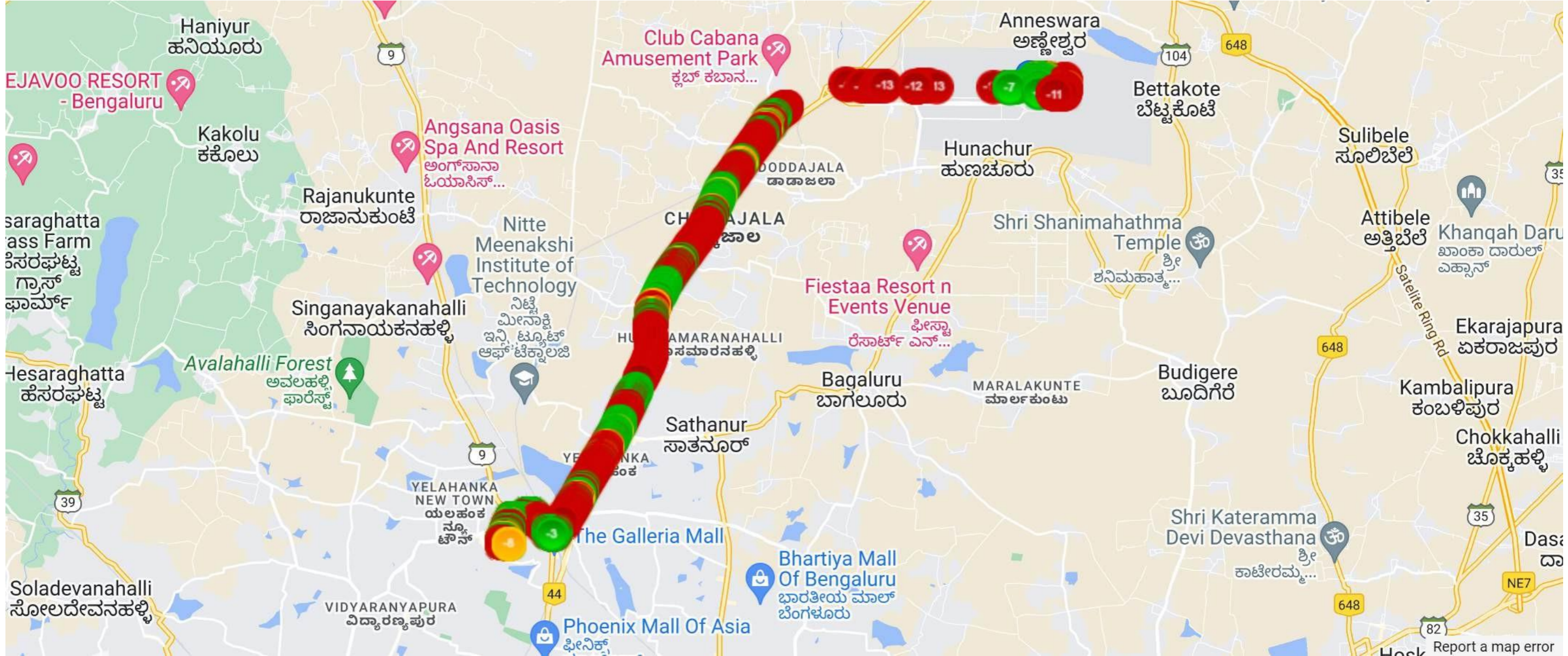


IteRSRQ KPI statistics per mobile operator for 40445_airtel,405861_JIO 4G,405861_Jio True5G,40486_Vi India

RSRQ	Jio (405861)	Airtel (40445)	Vodafone India (40486)
>= to -7dB	4.8264 % (count : 203)	4.0104 % (count : 309)	3.2403 % (count : 246)
B/w -8dB to -9dB	14.6220 % (count : 615)	11.6029 % (count : 894)	18.2561 % (count : 1386)
<= -10dB	80.5516 % (count : 3388)	84.3868 % (count : 6502)	78.5037 % (count : 5960)
Total Geo samples	4206	7705	7592

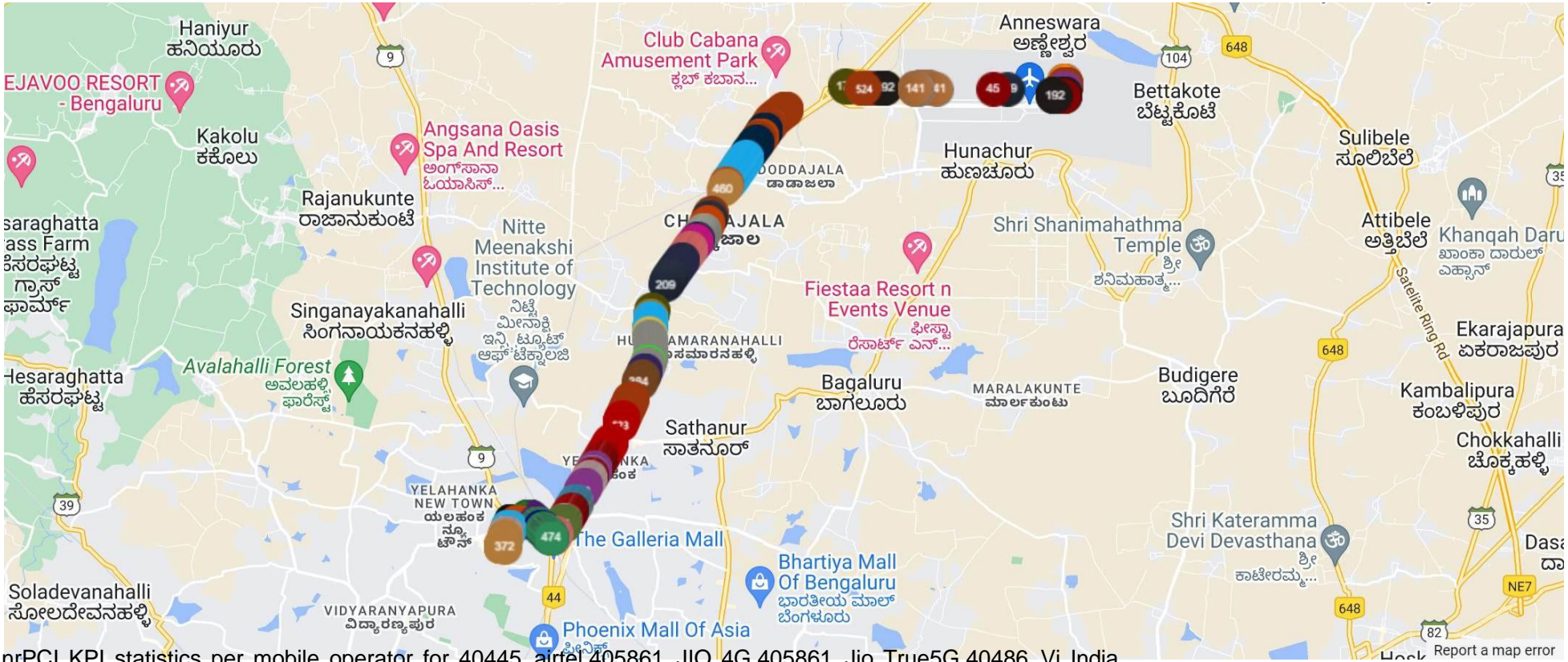
nrSsRsrq view

nrSsRsrq KPI statistics per mobile operator for operator 40445_airtel,405861_JIO 4G,405861_Jio True5G,40486_Vi India



nrSsRsrq KPI statistics per mobile operator for 40445_airtel,405861_JIO 4G,405861_Jio True5G,40486_Vi India

nrSsRsrq	Jio (405861)	Airtel (40445)	Vodafone India (40486)
$\ge -7\text{dB}$	0 % (count : 0)	62.0756 % (count : 1609)	0 % (count : 0)
B/w -8dB to -9dB	0 % (count : 0)	31.9444 % (count : 828)	0 % (count : 0)
$\le -10\text{dB}$	100.0000 % (count : 1379)	5.9799 % (count : 155)	0 % (count : 0)
Total Geo samples	1379	2592	0



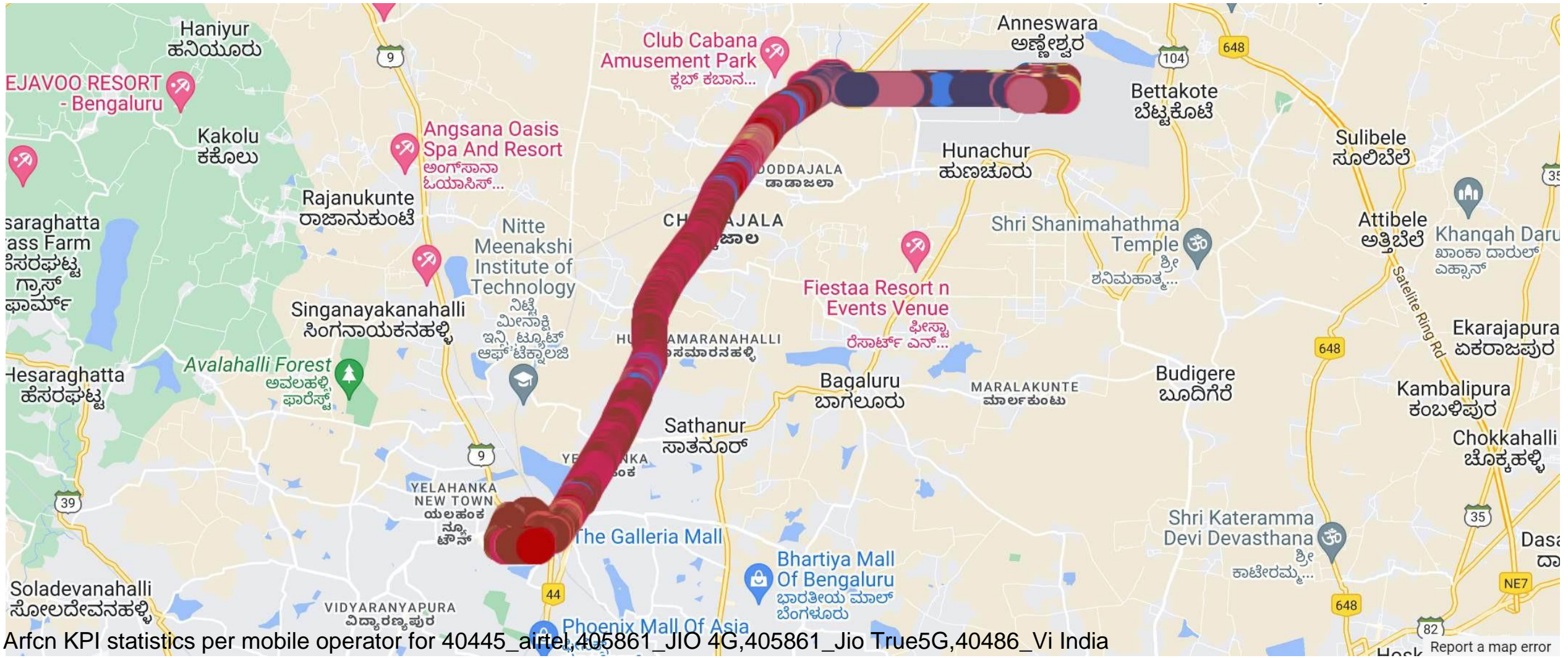
nrPCI KPI statistics per mobile operator for 40445_airtel,405861_JIO 4G,405861_Jio True5G,40486_Vi India

nrPCI	Jio (405861)
11 - nrPCI	0.1450 % (count : 2)
129 - nrPCI	1.0152 % (count : 14)
130 - nrPCI	0.1450 % (count : 2)
141 - nrPCI	1.5228 % (count : 21)
148 - nrPCI	0.5076 % (count : 7)
16 - nrPCI	0.3626 % (count : 5)
176 - nrPCI	0.2175 % (count : 3)
180 - nrPCI	3.2632 % (count : 45)
192 - nrPCI	1.8854 % (count : 26)
201 - nrPCI	3.4808 % (count : 48)
205 - nrPCI	0.2901 % (count : 4)
207 - nrPCI	1.7404 % (count : 24)
209 - nrPCI	0.7977 % (count : 11)
214 - nrPCI	0.0725 % (count : 1)
226 - nrPCI	0.5801 % (count : 8)
275 - nrPCI	0.2901 % (count : 4)
285 - nrPCI	0.2175 % (count : 3)
314 - nrPCI	0.7252 % (count : 10)
321 - nrPCI	0.0725 % (count : 1)
372 - nrPCI	4.4960 % (count : 62)
379 - nrPCI	1.1603 % (count : 16)
384 - nrPCI	0.5801 % (count : 8)
394 - nrPCI	2.8281 % (count : 39)
436 - nrPCI	1.6679 % (count : 23)
437 - nrPCI	0.3626 % (count : 5)
45 - nrPCI	0.1450 % (count : 2)
450 - nrPCI	1.5228 % (count : 21)
451 - nrPCI	5.0036 % (count : 69)
452 - nrPCI	0.2175 % (count : 3)
456 - nrPCI	4.5685 % (count : 63)
459 - nrPCI	0.4351 % (count : 6)
460 - nrPCI	0.9427 % (count : 13)
469 - nrPCI	0.8702 % (count : 12)
470 - nrPCI	1.1603 % (count : 16)
473 - nrPCI	5.8738 % (count : 81)
474 - nrPCI	7.8318 % (count : 108)
498 - nrPCI	1.8129 % (count : 25)
499 - nrPCI	2.1030 % (count : 29)
508 - nrPCI	0.5801 % (count : 8)
51 - nrPCI	1.3778 % (count : 19)
521 - nrPCI	2.4656 % (count : 34)
523 - nrPCI	4.4960 % (count : 62)
524 - nrPCI	13.7781 % (count : 190)
539 - nrPCI	0.6526 % (count : 9)
61 - nrPCI	1.0152 % (count : 14)
95 - nrPCI	14.7208 % (count : 203)
Total Geo samples	1379

Arfcn view



Arfcn KPI statistics per mobile operator for operator 40445_airtel,405861_JIO 4G,405861_Jio True5G,40486_Vi India

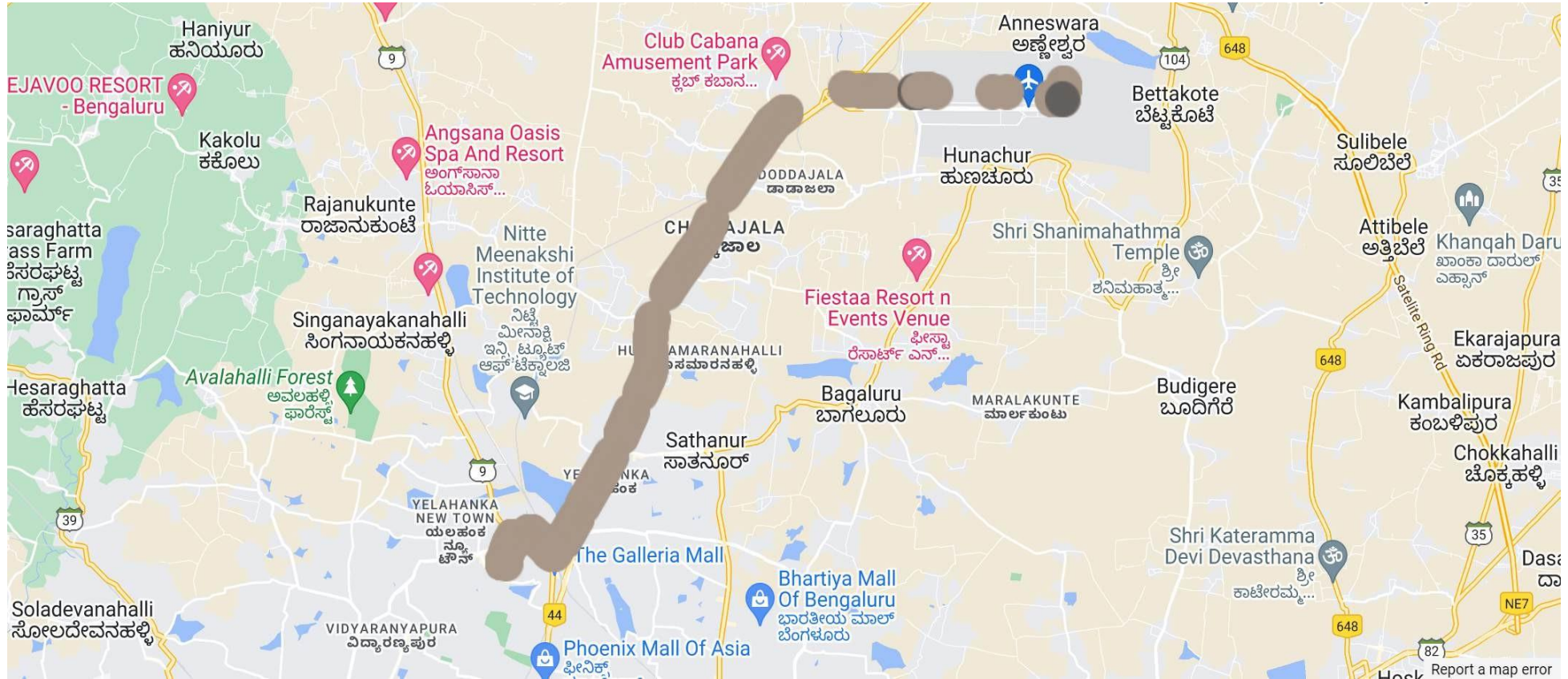


Arfcn KPI statistics per mobile operator for 40445_airtel,405861_JIO 4G,405861_Jio True5G,40486_Vi India

Arfcn	Jio (405861)	Airtel (40445)	Vodafone India (40486)
0 - bcchArfcn	0 % (count : 0)	0 % (count : 0)	0 % (count : 0)
1301 - lteEARfcn	0 % (count : 0)	48.5170 % (count : 3746)	0 % (count : 0)
1451 - lteEARfcn	13.1003 % (count : 551)	0 % (count : 0)	0 % (count : 0)
1582 - lteEARfcn	0 % (count : 0)	0 % (count : 0)	55.7561 % (count : 4233)
240 - lteEARfcn	0 % (count : 0)	44.2171 % (count : 3414)	0 % (count : 0)
2463 - lteEARfcn	12.9339 % (count : 544)	0 % (count : 0)	0 % (count : 0)
340 - lteEARfcn	0 % (count : 0)	0 % (count : 0)	3.4510 % (count : 262)
3576 - lteEARfcn	0 % (count : 0)	0 % (count : 0)	40.7929 % (count : 3097)
3626 - lteEARfcn	0 % (count : 0)	4.7662 % (count : 368)	0 % (count : 0)
38750 - lteEARfcn	68.2596 % (count : 2871)	0 % (count : 0)	0 % (count : 0)
38948 - lteEARfcn	5.7061 % (count : 240)	0 % (count : 0)	0 % (count : 0)
39125 - lteEARfcn	0 % (count : 0)	0.8160 % (count : 63)	0 % (count : 0)
39126 - lteEARfcn	0 % (count : 0)	0.5440 % (count : 42)	0 % (count : 0)
39275 - lteEARfcn	0 % (count : 0)	1.1397 % (count : 88)	0 % (count : 0)
Total Geo samples	4206	7721	7592

nrArfcn view

nrArfcn KPI statistics per mobile operator for operator 40445_airtel,405861_JIO 4G,405861_Jio True5G,40486_Vi India

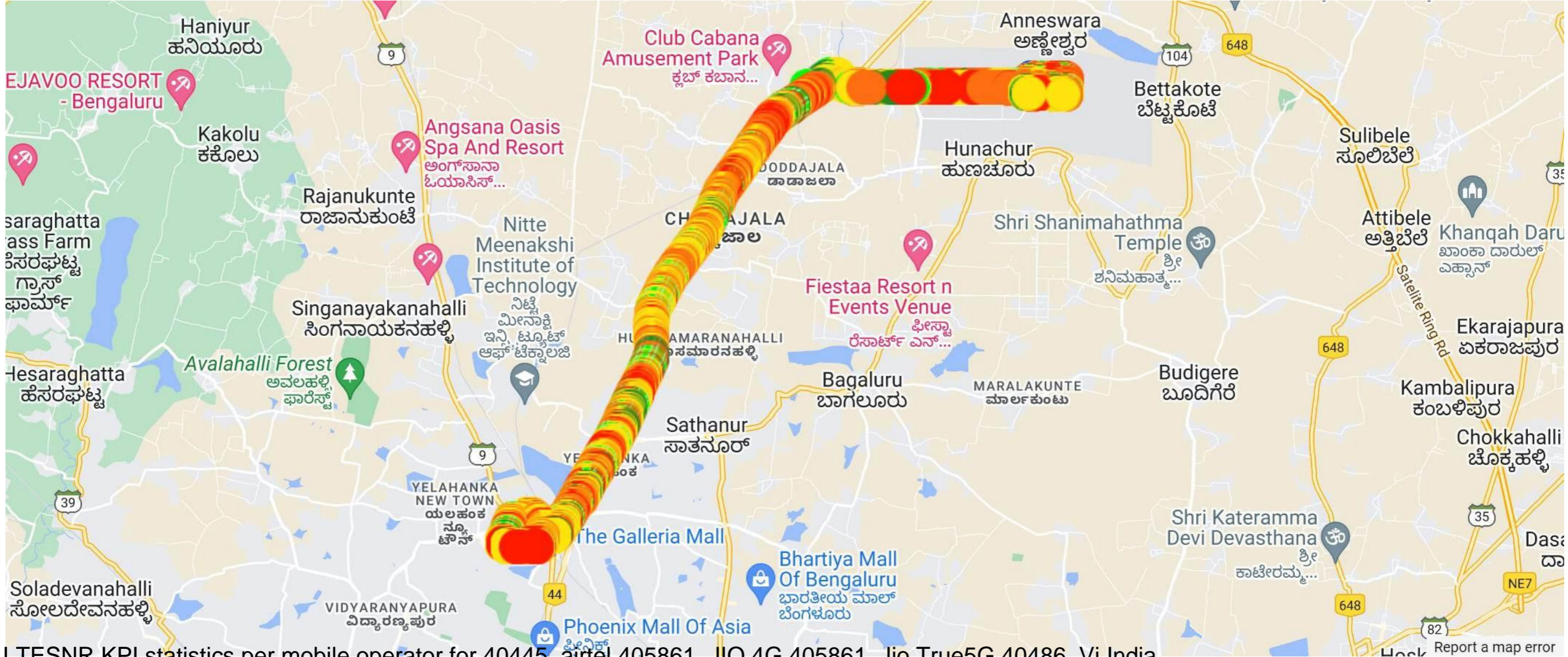


nrArfcn	Jio (405861)
● 156510 - nrArfcn	0.3628 % (count : 5)
● 634080 - nrArfcn	99.6372 % (count : 1373)
Total Geo samples	1378

LTESNR view

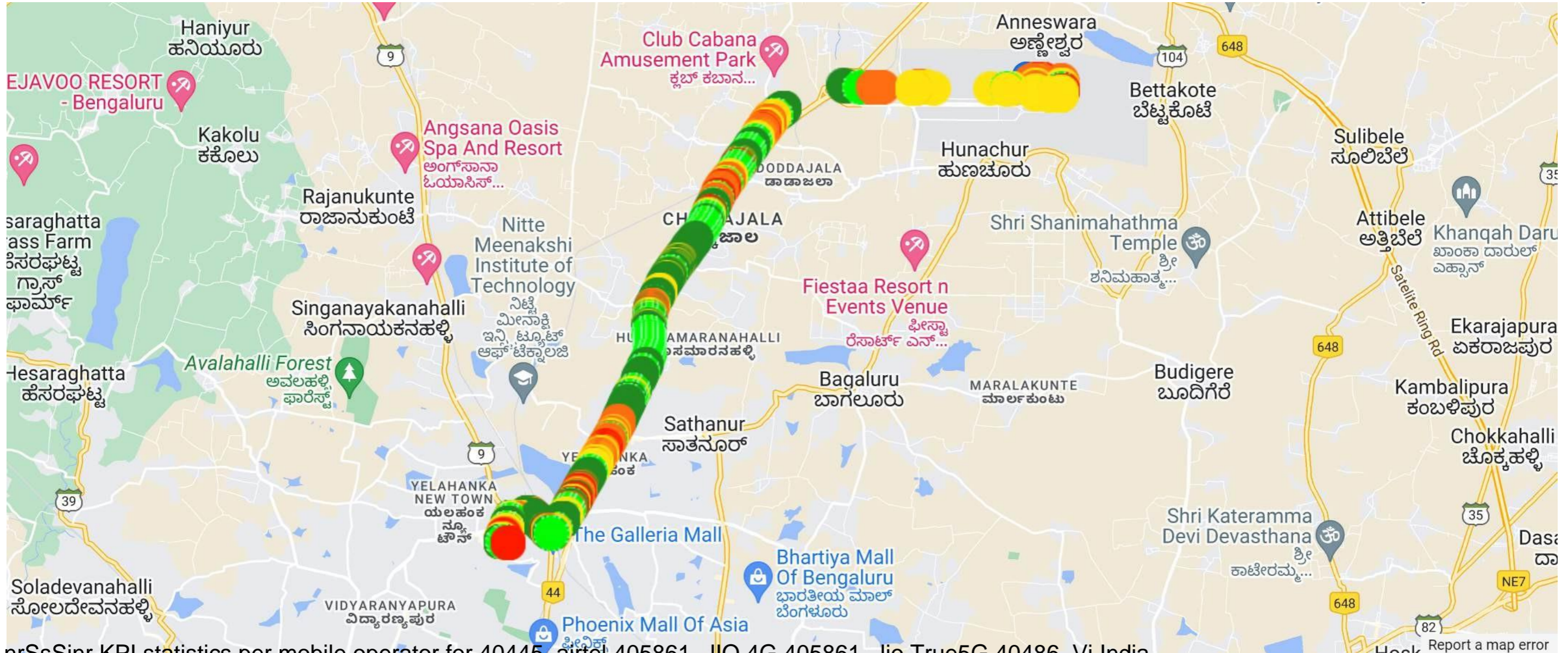


LTESNR KPI statistics per mobile operator for operator 40445_airtel,405861_JIO 4G,405861_Jio True5G,40486_Vi India



LTESNR KPI statistics per mobile operator for 40445_airtel,405861_JIO 4G,405861_Jio True5G,40486_Vi India

lteSNR	Jio (405861)	Airtel (40445)	Vodafone India (40486)
>= to 30dB	0 % (count : 0)	0.0280 % (count : 2)	0.4819 % (count : 36)
B/w 29dB to 18dB	3.7731 % (count : 143)	2.4260 % (count : 173)	6.9076 % (count : 516)
B/w 17dB to 12dB	9.2612 % (count : 351)	6.6330 % (count : 473)	25.7965 % (count : 1927)
B/w 11dB to 5dB	29.0237 % (count : 1100)	19.7868 % (count : 1411)	41.7805 % (count : 3121)
B/w 4dB to 0dB	53.6412 % (count : 2033)	27.0790 % (count : 1931)	20.4284 % (count : 1526)
B/w -1dB to -20dB	4.3008 % (count : 163)	44.0471 % (count : 3141)	4.6051 % (count : 344)
B/w -21dB to -31dB	0 % (count : 0)	0 % (count : 0)	0 % (count : 0)
<= -32dB	0 % (count : 0)	0 % (count : 0)	0 % (count : 0)
Total Geo samples	3790	7131	7470



nrSsSinr KPI statistics per mobile operator for 40445_airtel,405861_JIO 4G,405861_Jio True5G,40486_Vi India

nrSsSinr	Jio (405861)	Airtel (40445)
>= to 30dB	9.0379 % (count : 124)	0 % (count : 0)
B/w 29dB to 18dB	44.5335 % (count : 611)	5.4217 % (count : 108)
B/w 17dB to 12dB	23.3236 % (count : 320)	7.5301 % (count : 150)
B/w 11dB to 5dB	17.5656 % (count : 241)	12.2992 % (count : 245)
B/w 4dB to 0dB	5.1749 % (count : 71)	54.2671 % (count : 1081)
B/w -1dB to -20dB	0.3644 % (count : 5)	20.4819 % (count : 408)
B/w -21dB to -31dB	0 % (count : 0)	0 % (count : 0)
<= -32dB	0 % (count : 0)	0 % (count : 0)
Total Geo samples	1372	1992